B Physics at the Tevatron
Recent Results and Future Prospects

Joseph Kroll
University of Pennsylvania

Aspen Winter Conference
on Particle Physics
20 January 2000

What This Talk Covers

Selected Results from Tevatron Run I

- August 1992 to February 1996
- CDF and D0 collected 100 pb^{-1} of data

Expected B Physics in Run II

- Begins in April 2001
- Initial Integrated $\mathcal{L} = 2\ \mathrm{fb}^{-1}$
  Expected in 2 years
- *e.g.*, $10^{11}\ b\bar{b}$ per year

Beyond Run II (if time permits)

- Possible dedicated B physics exp. (BTeV)

Future Analysis in B Physics

Goal of B physics in next decade:

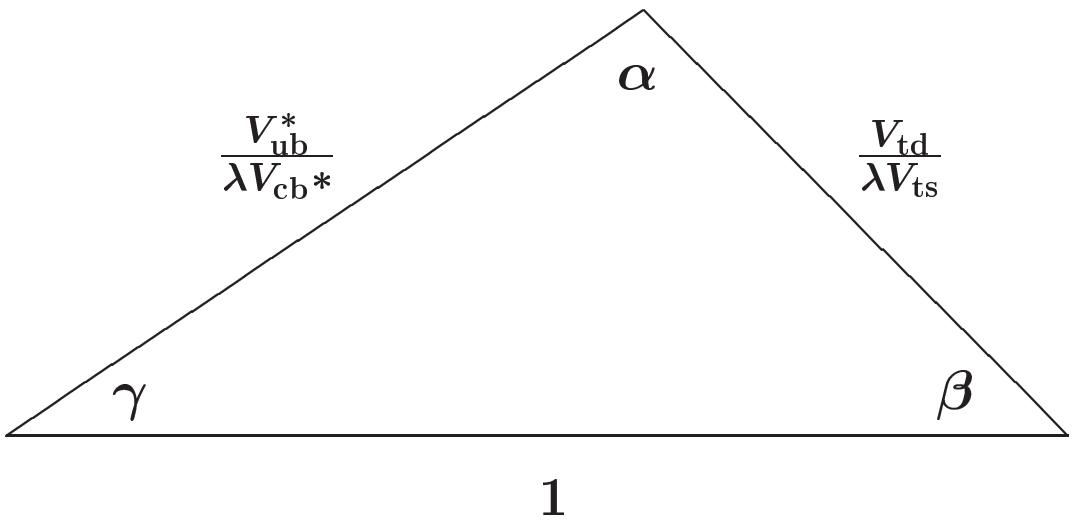

Next test of Unitarity may be a combination of:

1. $\sin(2\beta)$ from $B^0/\bar{B}^0 \to J/\psi K_S^0$
2. $|V_{td}/\lambda V_{ts}|$ from $B^0 - \bar{B}^0$ and $B_s^0 - \bar{B}_s^0$ flavor oscillations

Unique capability to do both at Had. Coll.

The Run I CDF Detector

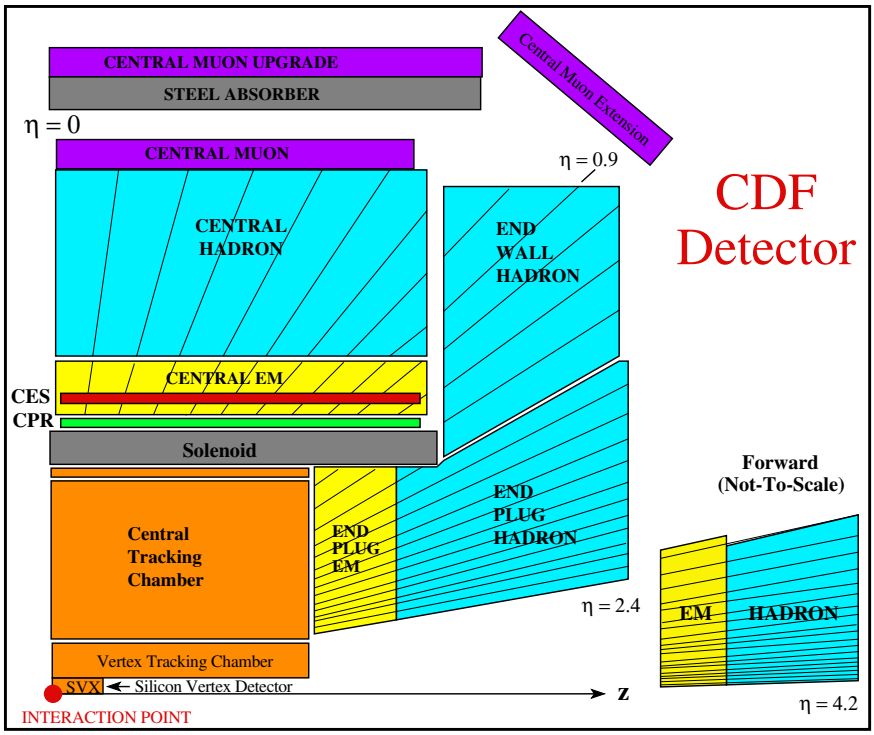

Features crucial for B Physics

- **Silicon Microstrip Detector (lifetimes)**

  Impact parameter: $\sigma_{d_0} = (13 + 40/p_T)\,\mu\mathrm{m}$

- **Central Tracking Chamber (mass resolution)**

  B Field $= 1.4\,\mathrm{Tesla}$; Radius $r = 1.4\,\mathrm{m}$

  $(\delta p_T/p_T)^2 = (0.0066)^2 \oplus (0.0009 p_T)^2$

- **Lepton Detection: ($b \to \ell$, $J/\psi \to \mu^+\mu^-$)**

  Central e: $|\eta| < 1$

  Central μ: $|\eta| < 1.0$; Forward μ: $2.0 < |\eta| < 2.6$

The Run I D0 Detector

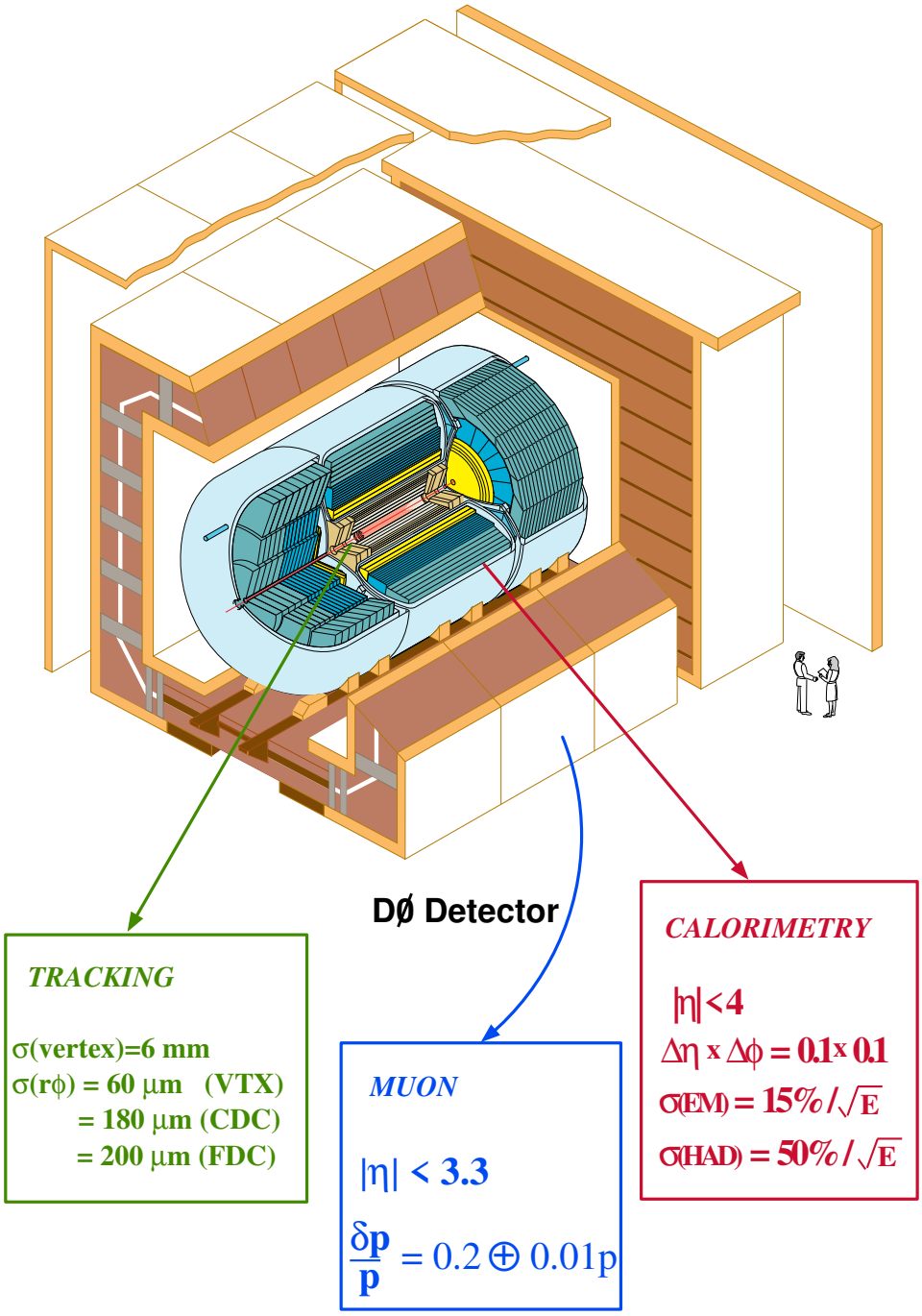

B Physics at Hadron Colliders

Strong interaction produces b quarks

Examples of lowest order (α_s^2) production:

produces $b\bar{b}$ pairs close in y

Quarks fragment into hadrons

$\bar{B}^0$ $(b\bar{d})$, $\bar{B}_s^0$ $(b\bar{s})$, $\bar{B}^-$ $(b\bar{u})$, Λ_b (bdu), B_c^- $(b\bar{c})$

also B^*, B^{**} etc.

Lowest lying states decay via weak interaction

Studies of these decays leads to information on $V_{\rm cb}$, $V_{\rm ub}$, $V_{\rm tb}$, $V_{\rm ts}$, $V_{\rm td}$

$\Longrightarrow$ **tests the EW Theory**

Why at a Hadron Collider?

$\Upsilon(4S)$: $\sigma(B\bar{B}) \sim 1$ nb ($\bar{B}^0$ and B^- only)
Z^0 : $\sigma(b\bar{b}) \sim 7$ nb
$p\bar{p}$: $\sigma(p\bar{p} \to b\bar{b}X) \sim 100\ \mu$b
(at $\sqrt{s} = 1.8$ TeV)

BUT inelastic cross-section 10^3 larger
$\Longrightarrow$ requires specialized triggers

Run I

- Inclusive lepton ($\ell = e, \mu$) triggers
  $b \to \ell\nu c X$ or $b \to cX, c \to \ell\nu Y$
  $\langle p_T(B)\rangle \approx 20\,\mathrm{GeV}/c$
- Dilepton (μe, $\mu\mu$) triggers
  $b \to J/\psi X, \psi \to \mu^+\mu^-$
  $b \to \mu^- X, \bar{b} \to e^+ Y$
  $\langle p_T(B)\rangle \approx 10\,\mathrm{GeV}/c$

Run II

- Trigger on displaced tracks (exploit $\tau(B)$)
  All hadronic B trigger possible
  e.g., $B^0/\bar{B}^0 \to \pi^+\pi^-$, $B_s^0 \to D_s^-\pi^+$

B Meson Cross Section

"Useful" B meson cross section

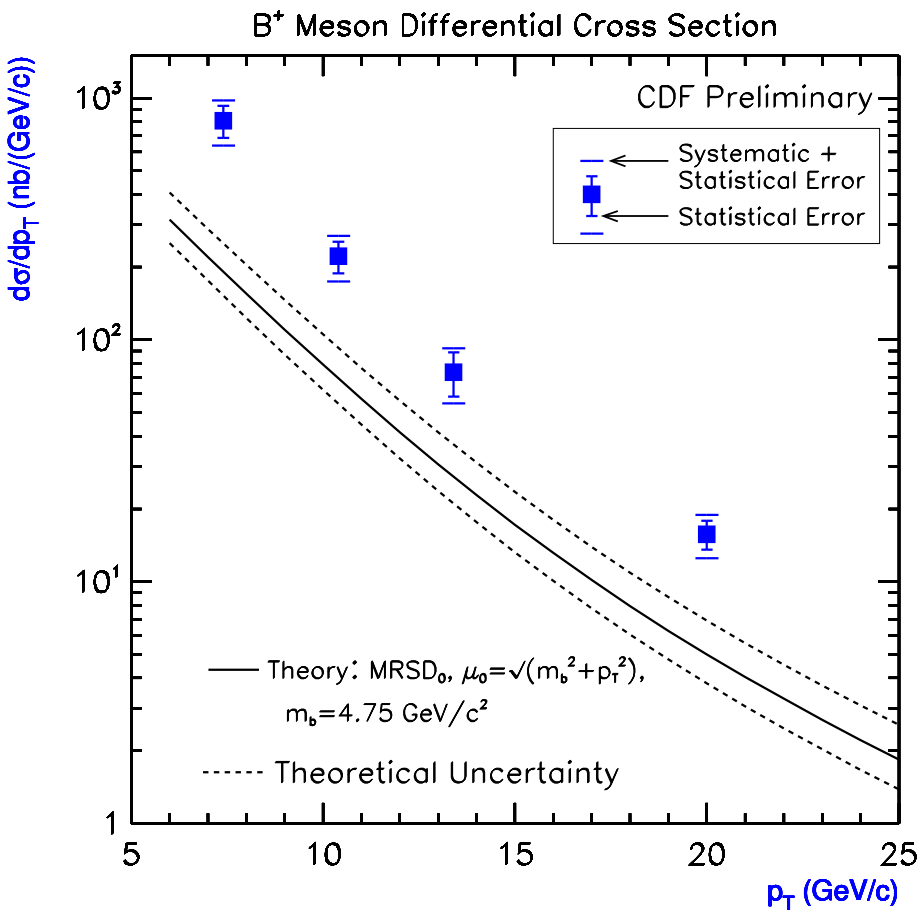

$$\sigma(\bar{B}^0, p_T(\bar{B}) > 6\,\mathrm{GeV}/c, |y(\bar{B})| < 1)$$
$$= 3.51 \pm 0.42\,(\mathrm{stat}) \pm 0.53\,(\mathrm{syst})\,\mu\mathrm{b}$$

B Physics is Two Subjects

1. The Study of Weak Decays

$\Longrightarrow$ The emphasis of this talk

Run II: $\bar{B}_s^0$ Λ_b B_c^- unique

2. Quantitative Study of QCD

- $m_b \gg \Lambda_{\rm QCD} \Longrightarrow$ inclusive production calculable with Perturbation Theory.
- Probe gluon structure func: $gg \to b\bar{b}$.
- At Tevatron NLO (α_s^3) corrections as large as L0 (α_s^2)
- unique to hadron colliders (like $\Gamma_{b\bar{b}}$ on Z^0)

Not covered in this talk

Run I B Physics Results: Highlights

- Precise mass measurements of $\bar{B}_s^0$ and Λ_b
- Precise inclusive and species specific B lifetime measurements
- Neutral B meson flavor oscillations

  Precise measurement of Δm_d

  lower limit on Δm_s

  developed b flavor tags
- Search for rare/forbidden B decays

  FCNC: *e.g.*,$\bar{B}^0, \bar{B}_s^0 \to \mu^+\mu^-, B^- \to \mu^+\mu^- K^-$

  Lepton number violation: $\bar{B}^0, \bar{B}_s^0 \to \mu^\pm e^\mp$
- Polarization in $\bar{B}^0 \to J/\psi \bar{K}^{*0}$
  $B_s^0/\bar{B}_s^0 \to J/\psi\, \phi$
- Discovery of B_c^- from
  $B_c^- \to J/\psi \ell X, \ell = e, \mu$
- First measurement of $\sin(2\beta)$ from
  $B^0/\bar{B}^0 \to J/\psi K_S^0$

Run I B Physics Results (cont.)

- incl. diff. cross sections (b and B) at $\sqrt{s} = 630$ & $1800\,\mathrm{GeV}$
- correlated $b\bar{b}$ production (φ and y)
- Relative production rates ($f_u, f_d, f_s, f_{\mathrm{baryon}}$)
- Precise relative branching fractions
- Studies of prompt and non-prompt $J/\psi, \psi(2S)$ production including polarization
- $\Upsilon(1S), \Upsilon(2S), \Upsilon(3S)$ production
- $\chi_c(1P), \chi_c(2P), \chi_b$ production

In total: over 40 publications submitted or published

B Hadron Lifetimes

Three types of measurements

1. Inclusive: $b \to J/\psi X$

largest statistics: $\sim 11\,000\ b \to J/\psi X$

not species specific $\Longrightarrow$ does not test models

2. Species specific: partially reconstructed

$\bar{B}^0 \quad B^- \quad \bar{B}^0_s \quad \Lambda_b \quad B^-_c$

Examples: $\bar{B}^0 \to \ell^- \bar{\nu}_\ell D^{(*)+}, B^- \to \ell^- \bar{\nu}_\ell D^0$

good statistics: 200 to 6 000 depending on channel

cross contamination (signature ambiguities)

3. Species specific: fully reconstructed

$\bar{B}^0 \quad B^- \quad \bar{B}^0_s$

Examples: $B^- \to J/\psi K^-, \bar{B}^0_s \to J/\psi\, \phi$

lowest statistics: 60 to 500 depending on channel

BUT cleanest recontruction and signal

Run II: Test Models to 1%

$B_s^0 \to D_s^- \ell^+ \nu_\ell X$: $\tau(B_s^0)$ and $\Delta\Gamma_s/\Gamma_s$

F. Abe *et al.*, Phys. Rev. D **59**, 032004 (1999)

Signal ≈ 600

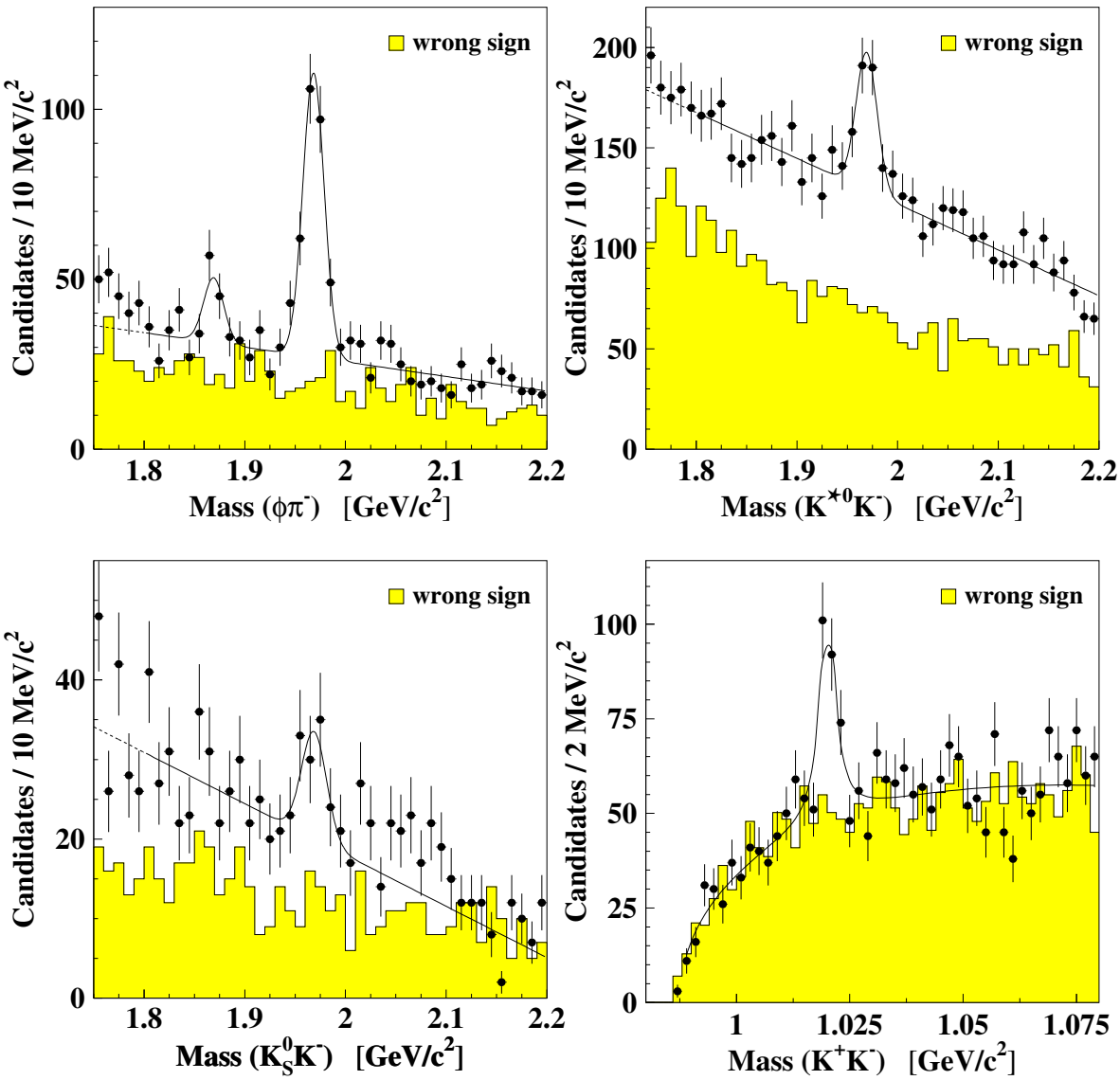

$$\tau(B_s^0) = 1.36 \pm 0.09^{+0.06}_{-0.05} \text{ ps}$$

$$\Delta\Gamma_s/\Gamma_s < 0.83 \text{ at } 95\% \text{ C.L.}$$

CDF B Lifetimes

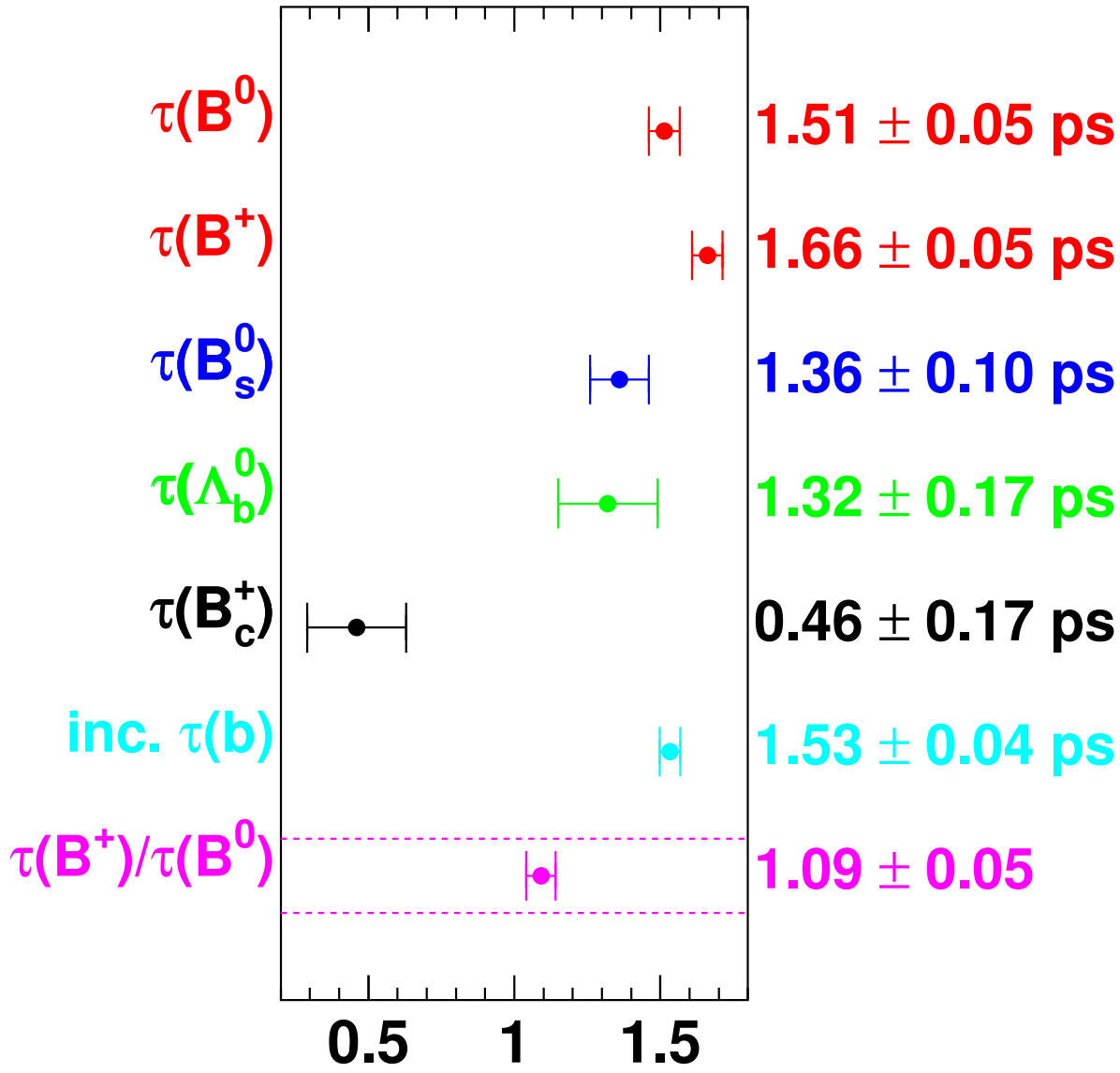

All Published

Neutral B Meson Flavor Oscillations

Due to 2nd Order Weak Int. *e. g.* $(q = d, s)$

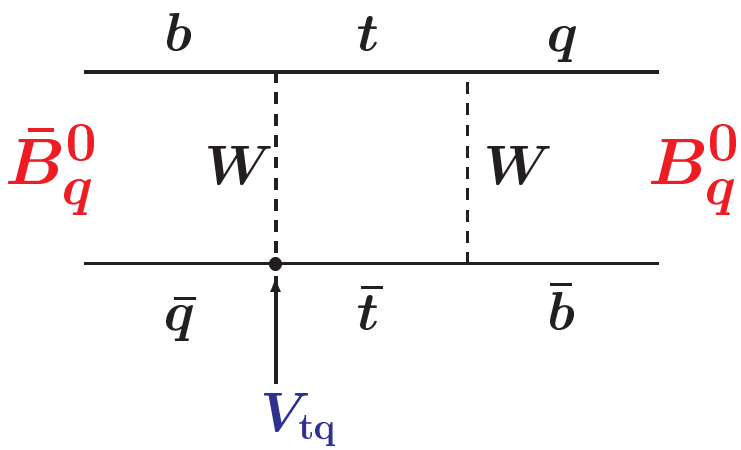

If initial state is B^0_q

$$\mathcal{P}(B^0_q(t)) = \frac{1}{2}\Gamma e^{-\Gamma t}(1 + \cos\Delta m_q t)$$

$$\mathcal{P}(\bar{B}^0_q(t)) = \frac{1}{2}\Gamma e^{-\Gamma t}(1 - \cos\Delta m_q t)$$

The oscillation frequency Δm_q is given by

$$\Delta m_q = \frac{G_{\rm F}^2}{6\pi} m_B m_t^2 F\left(\frac{m_t^2}{m_W^2}\right)\eta_{\rm QCD} B f_B^2 |V_{\rm tb}^* V_{\rm tq}|^2$$

Since $V_{\rm ts} \gg V_{\rm td}$, B^0_s oscillates faster than B^0_d

$$\frac{|V_{\rm td}|}{|V_{\rm ts}|} = (1.16 \pm 0.06) \cdot \sqrt{\frac{\Delta m_d \cdot m(B^0_s)}{\Delta m_s \cdot m(B^0)}}$$

Measuring B Flavor Oscillations

To measure Δm

I. Time integrated measurement

$$\chi = \frac{x^2}{2(1+x^2)}, x = \frac{\Delta m}{\Gamma} = \Delta m \cdot \tau$$

measure χ, determine Δm
as $\Delta m \to \infty, \chi \to \frac{1}{2}$

II. Measure proper time dependence

Produce B^0, measure probability $\mathcal{P}(B^0 \to \bar{B}^0)$
as a function of proper decay time t

Requires

1. Flavor of B at production
   often use other $\bar{B}$ for this
   Crucial for CP Asymmetries
2. Flavor of B at decay
   (*e.g.*, Lepton charge in $B \to \ell X$)
3. Proper decay time t of B

Methods of b Flavor Tagging

1. Opposite-side flavor tags (OST)

Identify flavor of other B in event
infer flavor of B decay of interest

- lepton tag: $b \to \ell^- X$, but $\bar{b} \to \ell^+ X$
- jet-charge tag: $Q^b_{\rm jet} < 0$, but $Q^{\bar{b}}_{\rm jet} > 0$
- $\sim 40\%$ acceptance of other B

2. Same-side flavor tag (SST)

Exploit correlation:
b-flavor and fragmentation particle charge
(also B^{**})

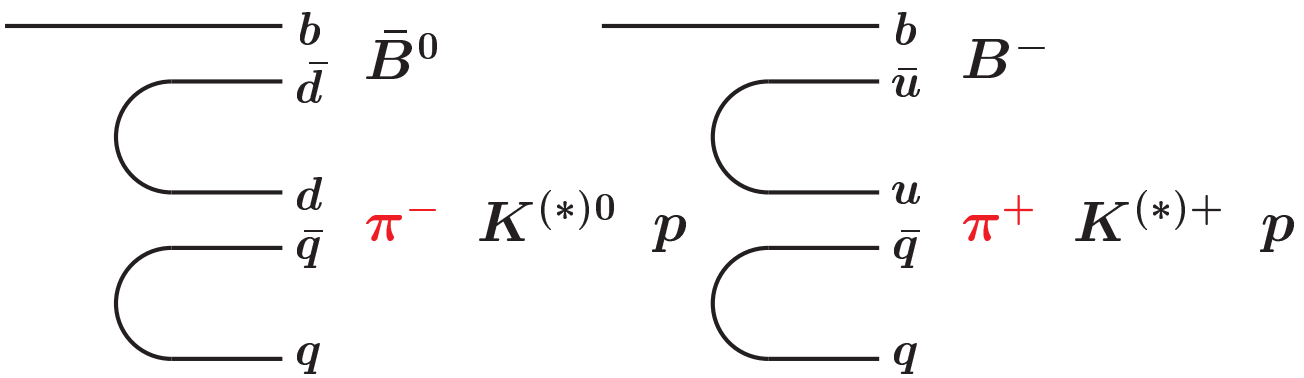

i.e., π^+ tags a B^0 and π^- tags a $\bar{B}^0$

Better acceptance (efficiency) than OST

Measuring Oscillation Frequency Δm

Classify decays as:

"Unmixed": same b Flavor at birth and decay
"Mixed": opposite b Flavor at birth and decay

Examine variation with proper decay time t:

$$\mathcal{A}(t) = \frac{N_{\text{unmixed}}(t) - N_{\text{mixed}}(t)}{N_{\text{unmixed}}(t) + N_{\text{mixed}}(t)} = D \cdot \cos(\Delta m t)$$

Flavor tag Dilution: $D = 2 \cdot \mathcal{P} - 1$
($\mathcal{P}$ = probability flavor tag is correct)

Proper time reconstruction:

$$t = m(B) \cdot \frac{L}{p}$$

Uncertainty δt on t:

$$(\delta t)^2 = \left(\frac{m(B)}{p}\delta L\right)^2 \oplus \left(t \cdot \frac{\delta p}{p}\right)^2$$

Data Samples for Δm_d at CDF

Triggers (incl. ℓ, dilepton) dictate approaches

In some cases (†) trigger on flavor tag (lepton)

Other cases tag unbiased by trigger $\Longrightarrow$
most useful for studying tags for CP violation

However, Run II trigger strategy for CP
may include triggering on lepton tags

Channel	B Decay Point	Flavor Tag
Inclusive lepton $\ell = e$ or μ	Associate ℓ to secondary vertex	Jet-Charge soft-lepton
Dilepton $e\mu$, $\mu\mu$	Associate ℓ to secondary vertex	other lepton (†)
lepton vs. fully Recons. D	D^* or D^- decay point	trigger lepton (†)
Partially recons. $B \to \ell D X$	lepton + D decay point	same-side pion tag
lepton versus $\ell + D$	lepton + D decay point	other lepton (†)
Fully recons. $B \to J/\psi K$	B decay point	any of above

Example: SST and $\bar{B}^0 \to \ell^- D^{(*)+} X$

CDF Collaboration, F. Abe *et. al.*, Phys. Rev. Lett. **80**, 2057 (1998) and Phys. Rev. D **59**, 032001 (1999).

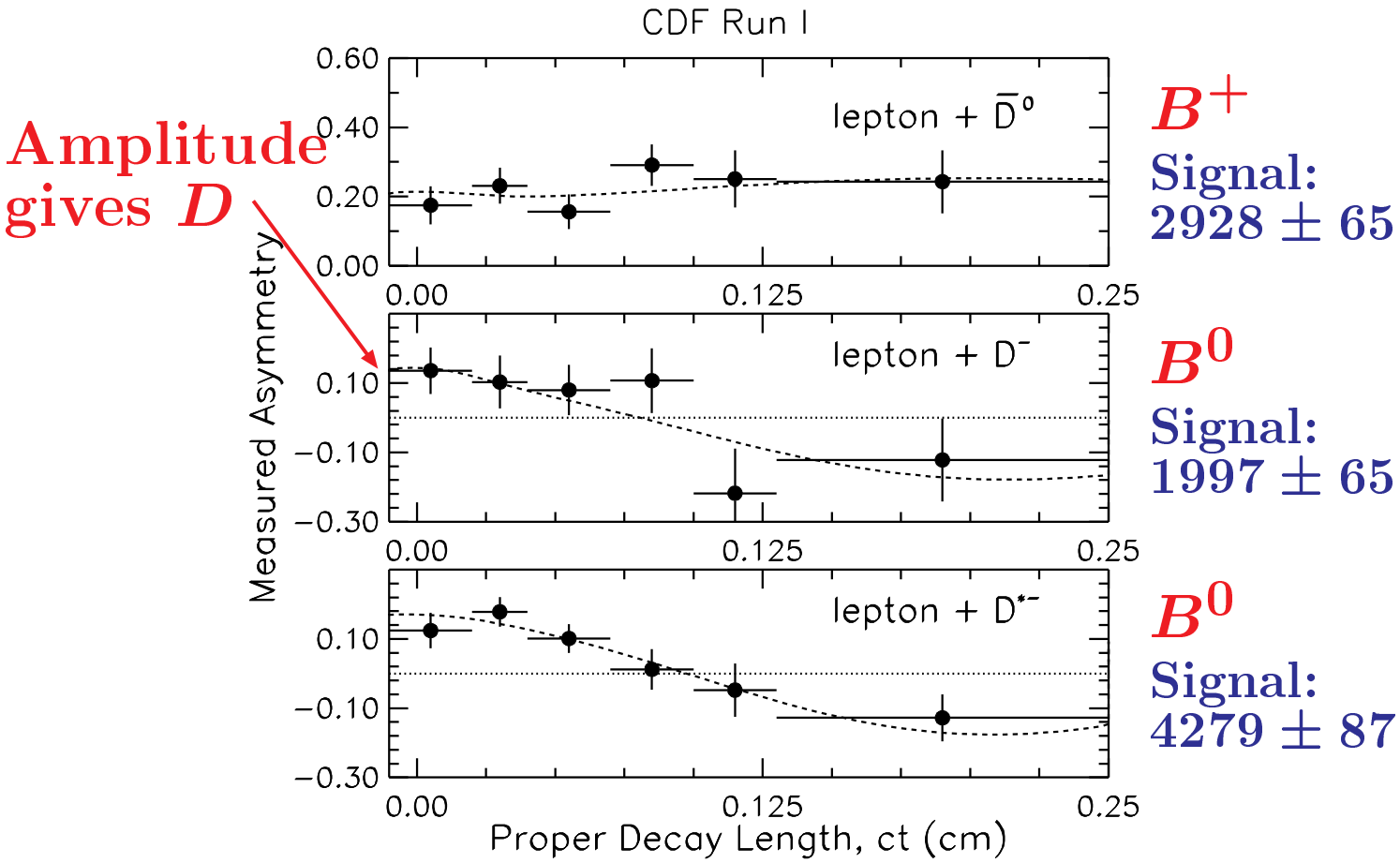

Measure efficiency ϵ and dilution D of tag:

Find $\epsilon D^2 = (2.4 \pm 0.7^{+0.6}_{-0.4})\%$ for B^0

$$\delta\mathcal{A} = \sqrt{\frac{1 - D^2\mathcal{A}^2}{\epsilon D^2 N}}$$

CDF B Mixing Results

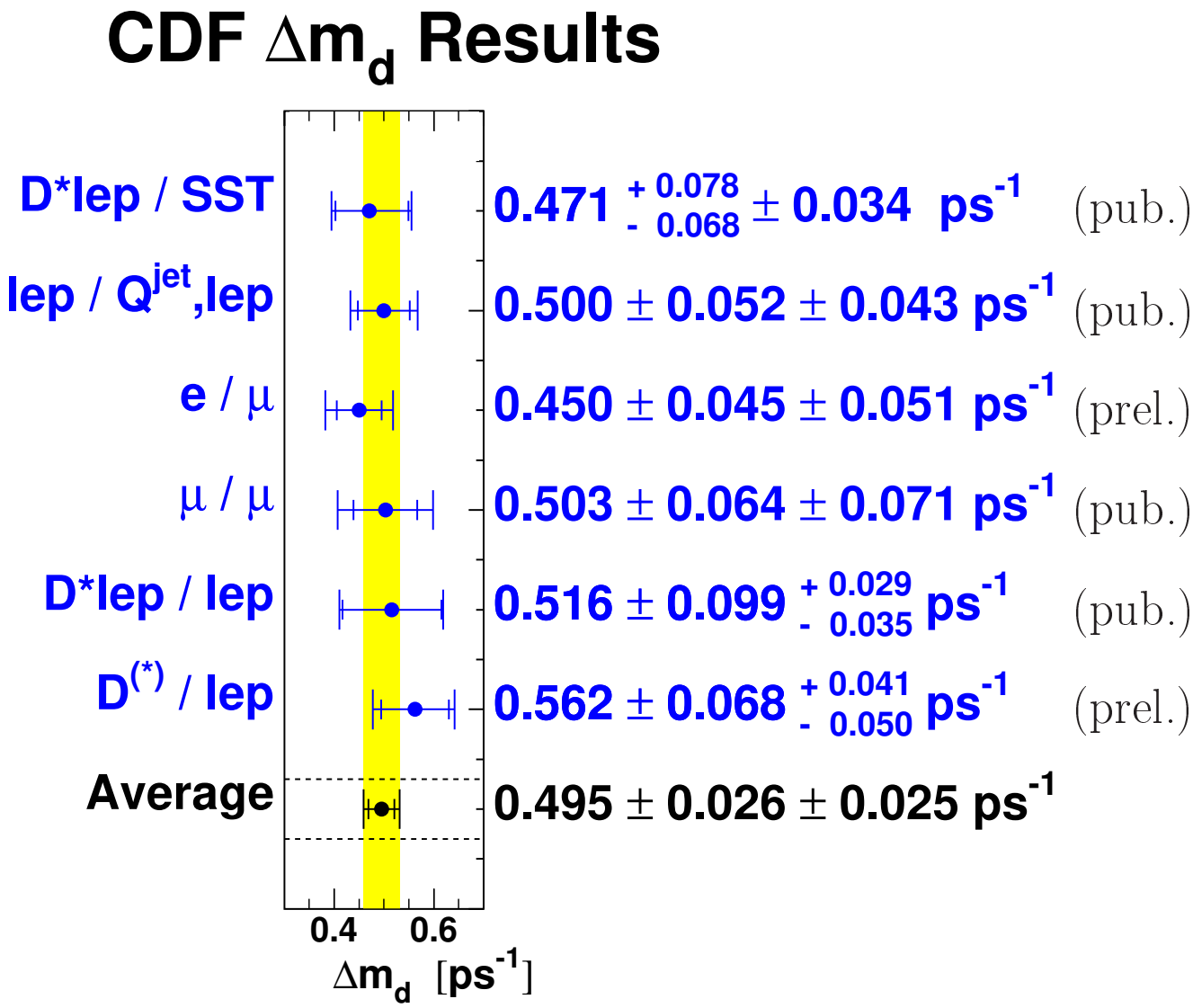

pub. = published; sub. = submitted; prel. = preliminary

<u>Limit:</u> $\Delta m_s > 5.8$ ps^{-1} at 95% C. L.(ℓ vs. $\ell\phi$)

(F. Abe *et al.*, Phys. Rev. Lett. **82** (1999) 3576.)

CP Violation in B Decays

Cleanest measurements use

$$B^0/\bar{B}^0 \to F, \text{ where } CP|F\rangle = \pm|F\rangle$$

CP Violation induced by mixing

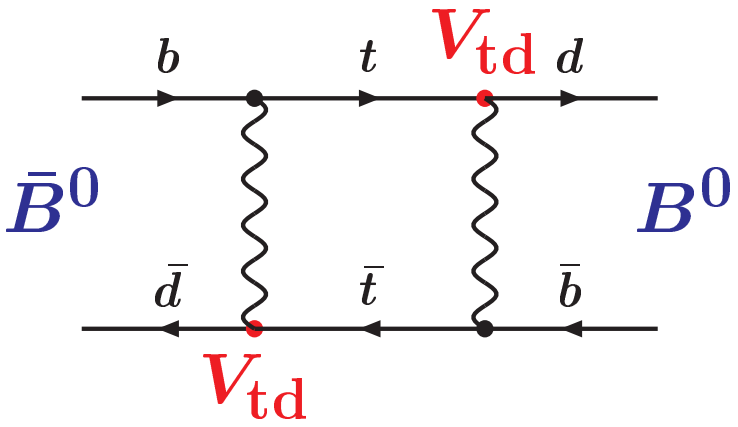

$V_{\rm td}$ puts complex phase in Weak Amplitude

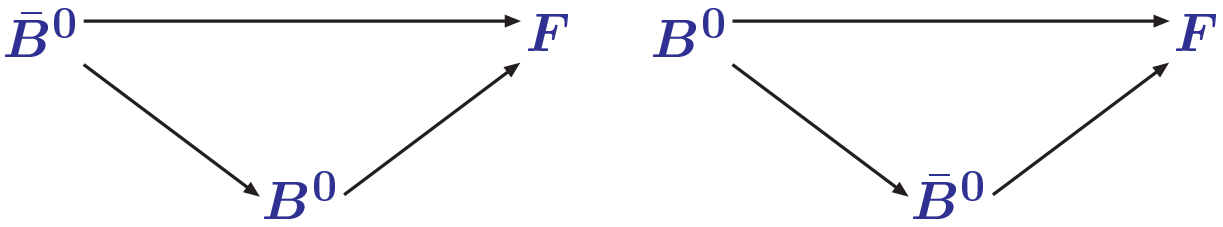

Two paths (amplitudes) to F interfere

$$\Gamma(B^0 \to F) \neq \Gamma(\bar{B}^0 \to F)$$

Golden Mode: $B^0/\bar{B}^0 \to J/\psi\, K^0_S$

CLEAN: Asymmetry directly related to $\sin 2\beta$

$$\mathcal{A}_{CP} = \frac{N(\bar{B}^0 \to J/\psi\, K^0_S) - N(B^0 \to J/\psi\, K^0_S)}{N(\bar{B}^0 \to J/\psi\, K^0_S) + N(B^0 \to J/\psi\, K^0_S)}$$

UNLIKE $\Upsilon(4S)$ time integrated $\mathcal{A}_{CP}$ nonvanishing at hadron collider

$$\mathcal{A}_{CP} = \frac{x_d}{1+x_d^2}\sin 2\beta \approx 0.5 \sin 2\beta$$

Lucky! $x_d = 0.732 \pm 0.032$ (PDG98)

BUT better to measure proper time dependence of $\mathcal{A}_{CP}(t)$

$$\mathcal{A}_{CP}(t) = \sin 2\beta \sin(\Delta m_d t)$$

- More statistical power
  Signal at small t dilutes $\mathcal{A}_{CP}$
- Decreases effect of background
  Most combinatoric background at small t

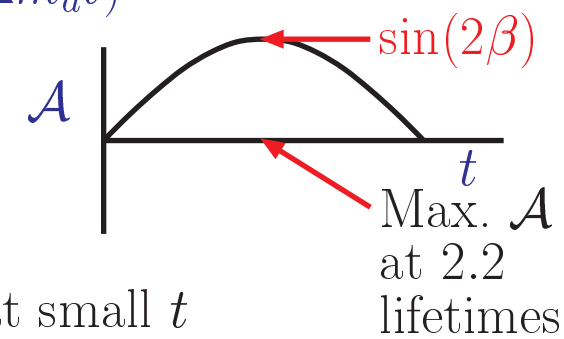

Overview of Analysis (1)

Measure asymmetry $\mathcal{A}_{CP}(t)$:

$$\mathcal{A}_{CP}(t) = \frac{\frac{dN}{dt}(\bar{B}^0 \to J/\psi\, K^0_S) - \frac{dN}{dt}(B^0 \to J/\psi\, K^0_S)}{\frac{dN}{dt}(\bar{B}^0 \to J/\psi\, K^0_S) + \frac{dN}{dt}(B^0 \to J/\psi\, K^0_S)}$$

$$\mathcal{A}_{CP}(t) = \sin(2\beta)\sin(\Delta m_d t)$$

To accomplish this we must:

1. Reconstruct signal $B^0/\bar{B}^0 \to J/\psi\, K^0_S$
2. Measure proper decay time t
3. Flavor tag: Produced B^0 $(\bar{b}d)$ or $\bar{B}^0$ $(b\bar{d})$?

B^0-$\bar{B}^0$ flavor oscillations (Δm_d) also need tag

$\Longrightarrow$ use these measurements to understand tags

Quantify tags with efficiency ϵ and Dilution D

$\epsilon =$ fraction of candidates with tag

$D = 2 \cdot \mathcal{P} - 1$ ($\mathcal{P} =$ prob. of correct tag)

Overall tag effectiveness: ϵD^2

Overview of Analysis (2)

Amplitude of CP asymmetry reduced by D:

$$\mathcal{A}_{CP}^{\text{meas}}(t) = D \sin(2\beta) \sin(\Delta m_d t)$$

Error on $\mathcal{A}$ depends on ϵD^2:

$$\delta\mathcal{A} = \sqrt{\frac{1 - D^2\mathcal{A}^2}{\epsilon D^2 N}}$$

To measure B^0-$\bar{B}^0$ flavor oscillations:

$$\mathcal{A}(t) = \frac{N_{\text{unmixed}}(t) - N_{\text{mixed}}(t)}{N_{\text{unmixed}}(t) + N_{\text{mixed}}(t)} = D \cdot \cos(\Delta m t)$$

Flavor osc. amplitude also reduced by D

Use mixing to determine ϵ and D

Note: $\epsilon D^2 \sim 1\%$ or larger is respectable

First Measurement of $\sin(2\beta)$

CDF Collaboration, F. Abe *et al.*, Phys. Rev. Lett. **81**, 5513 (1998)

Signal: 198 ± 17 $B^0/\bar{B}^0 \to J/\psi K^0_S$

Measure raw asymmetry with Same-side tag

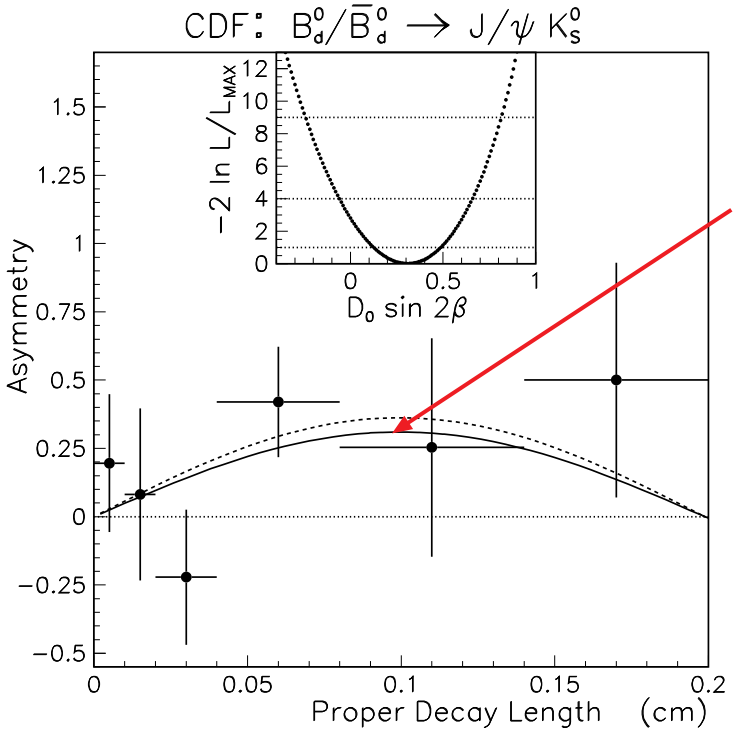

$D \cdot \sin(2\beta) =$
0.31 ± 0.18 (stat)
± 0.03 (syst)
(Main syst. are Δm_d and det. biases)

Using $D = 0.166 \pm 0.018(\text{data}) \pm 0.013(\text{MC})$

Find $\sin(2\beta) = 1.8 \pm 1.1$ (stat) ± 0.3 (syst)
(Syst. includes dilution uncertainty)

Improved Measurement of $\sin(2\beta)$

Accepted for publication in PRD
T. Affolder *et al.*, FERMILAB-Pub-99/225-E, hep-ex/9909003

Improve statistical power of first result

1. **Add candidates not fully reconstructed in silicon vertex detector (SVX)**
   - doubles signal to ≈ 400
   - additional signal has larger $\sigma(t)$
2. **Add two additional flavor tags: soft-lepton and jet-charge**
   - both are opposite-side tags
   - used in B^0 mixing analysis
   - calibrated using data: $B^- \to J/\psi K^-$

Multiple flavor tags $\Longrightarrow$ use maximum $\mathcal{L}$

Include terms in likelihood for

- Possible detector biases
- prompt background: $p\bar{p} \to J/\psi X$ + random K^0_S
- long-lived background: $B \to J/\psi X$ + random K^0_S

Signal: $B^0/\bar{B}^0 \to J/\psi\, K^0_S$

Add candidates not fully contained in SVX

- Candidates in SVX: $\sigma(t) \sim 60\mu$m
- Not in SVX: $\sigma(t) \sim (300 - 900)\mu$m

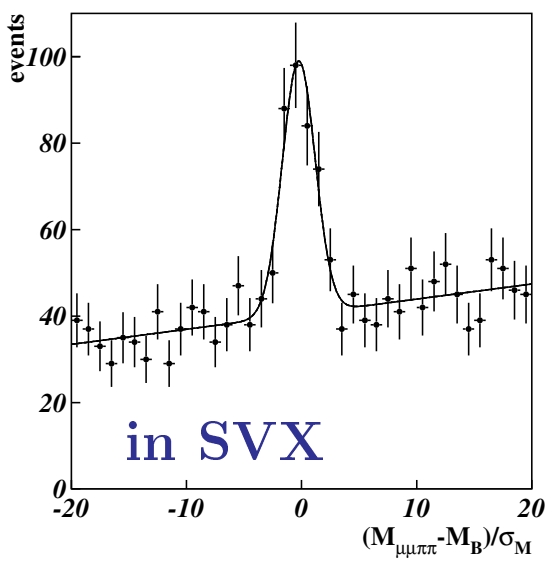

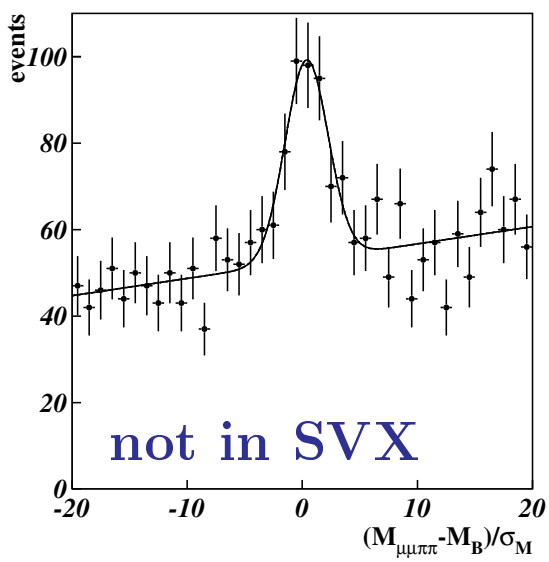

Plots are normalized mass:

$$\frac{(M(J/\psi K^0_S) - M(B^0))}{\sigma(M)}$$

Mass resolution:

$$\sigma(M) \sim 10\,\mathrm{MeV}/c^2$$

Total signal: 395 ± 31

Add Opposite-side Flavor Tags

Add two flavor tags used in mixing analysis

(F. Abe *et al.*, Phys. Rev. **D60** (1999) 072003, hep-ex/9903011)

Soft Lepton: identical algorithm

$e: \quad p_T > 1\,\mathrm{GeV}/c;\ \mu: \quad p_T > 2\,\mathrm{GeV}/c$

Jet Charge: modified to increase efficiency

Calibrate with $B^{\pm} \to J/\psi K^{\pm}$ Signal: 998 ± 51

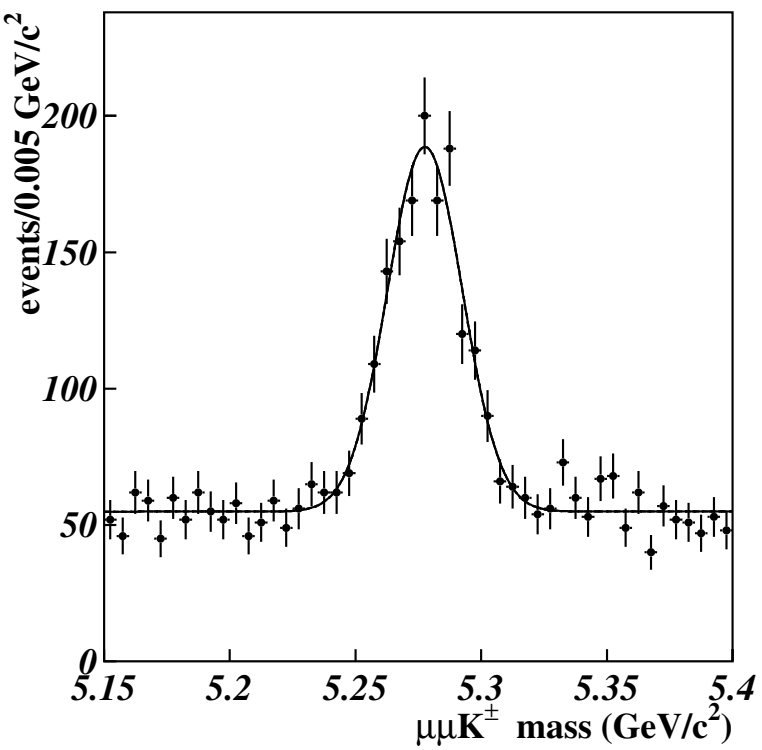

Same kinematics as signal sample

Summary of Flavor Tag Performance

1. Soft Lepton:

$e: \quad p_T > 1\,\mathrm{GeV}/c;\ \mu: \quad p_T > 2\,\mathrm{GeV}/c$

$\epsilon = (5.6 \pm 1.8)\%$

$D = (62.5 \pm 14.6)\%$

$\epsilon D^2 = (2.2 \pm 1.2)\%$

2. Jet Charge:

IF soft lepton, do not use Jet Charge

$\epsilon = (40.2 \pm 3.9)\%$

$D = (23.5 \pm 6.9)\%$

$\epsilon D^2 = (2.2 \pm 1.3)\%$

3. Same side pion:

$\epsilon \approx 70\%$

$D = (16.6 \pm 2.2)\%$ in SVX

$D = (17.4 \pm 3.6)\%$ not in SVX

$\epsilon D^2 = (2.1 \pm 0.5)\%$

Combined Tagging efficiency

$$\epsilon D^2 = (6.3 \pm 1.7)\%$$

80% of the candidates have a tag

Measurement of $\sin(2\beta)$

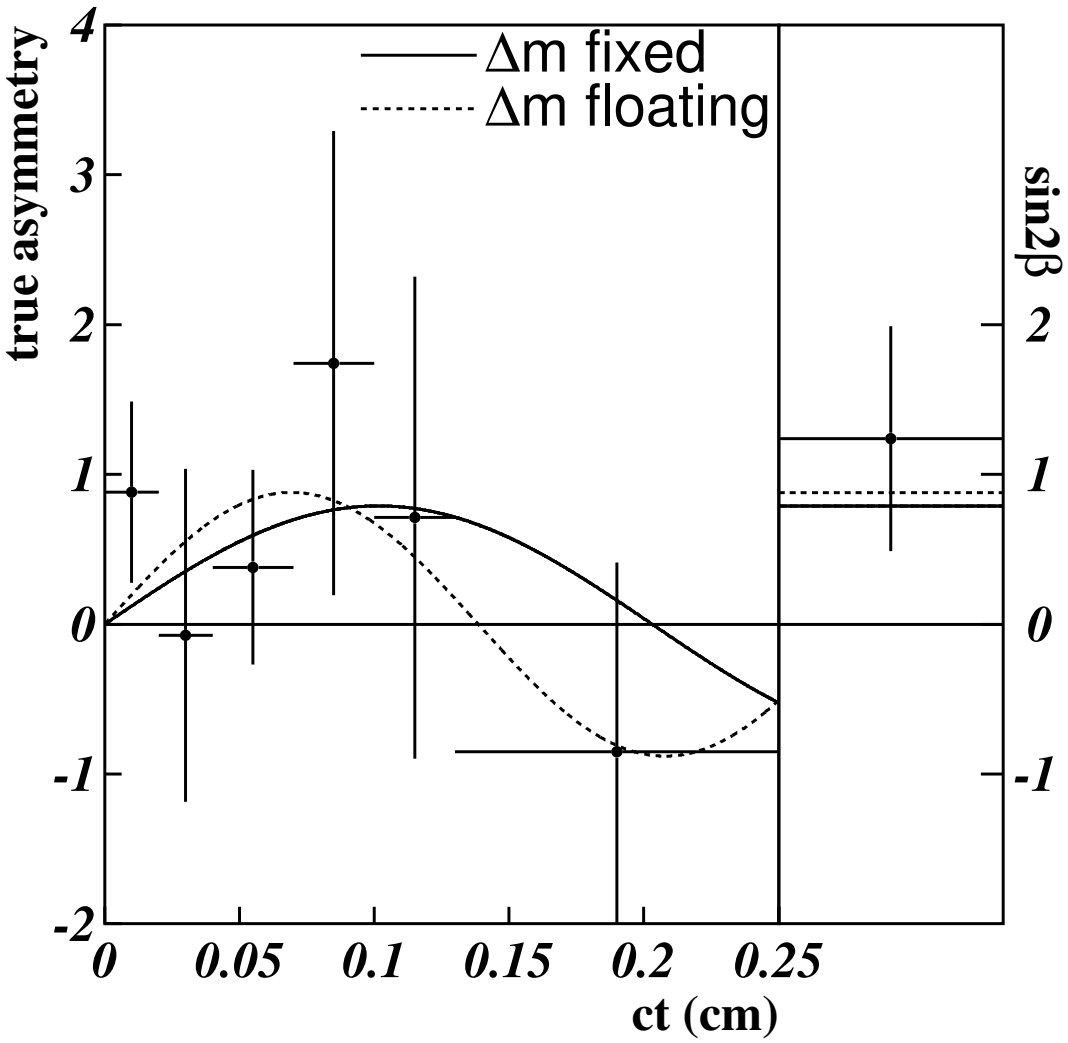

$$\sin 2\beta = 0.79 \begin{matrix} +0.41 \\ -0.44 \end{matrix} \text{ (stat. } \oplus \text{ syst.)}$$

(Time integrated: $\sin 2\beta = 0.71 \pm 0.63$)

Systematics: $\sin(2\beta)$

Dominated by determination of Dilution from statistics of calibration sample

Source	Evaluated	$\delta \sin 2\beta$
tagging dilution &	in fit	0.16
tagging efficiency	in fit	
Δm_d	in fit	negligible
τ_{B^0}	in fit	negligible
m_B	refit	negligible
trigger bias	external	negligible
K_L^0 regeneration	external	negligible

Let Δm_d float in fit

$$\sin 2\beta = 0.88 \begin{array}{l} +0.44 \\ -0.41 \end{array}$$

$$\Delta m_d = 0.68 \pm 0.17\,\mathrm{ps}^{-1}$$

Statistical error from $J/\psi K_S^0$ sample size and tagging ϵD^2 (0.39) larger than systematics

This will continue to be the case in Run II: Signal and Calibration samples both increase

Confidence Limits on $\sin(2\beta)$

Uncertainties $\sim$ Gaussian

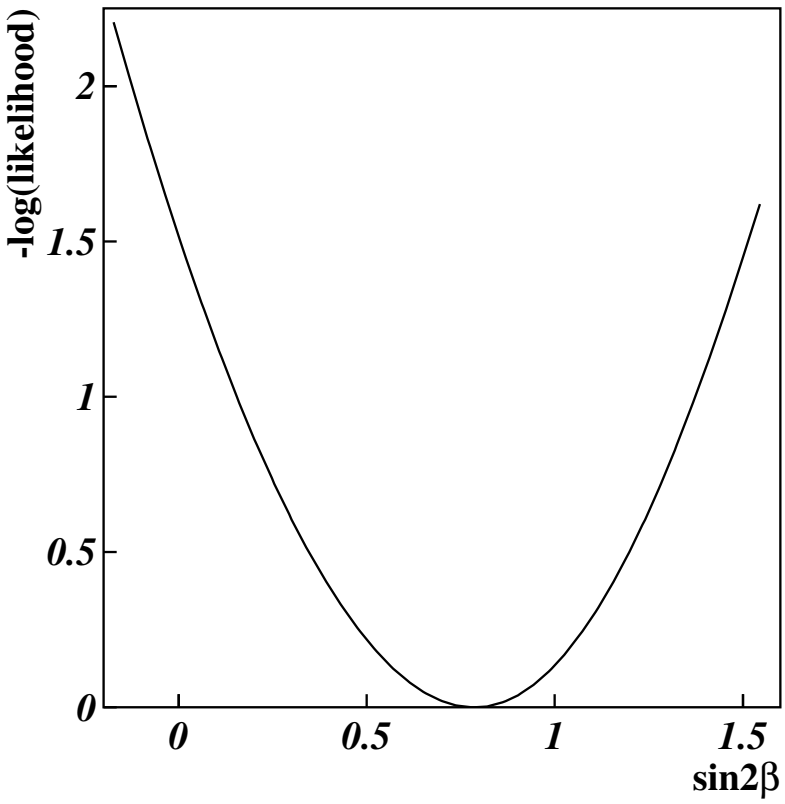

- **Feldman-Cousins (Frequentist):**
  $0 < \sin 2\beta < 1$ at 93% C.L.
- **Bayesian (prior flat in $\sin 2\beta$):**
  $0 < \sin 2\beta < 1$ at 95% C.L.
- **If true value $\sin 2\beta = 0$ probability of observing $\sin 2\beta > 0.79$ is 3.6%**

Limit in $\rho - \eta$ Plane

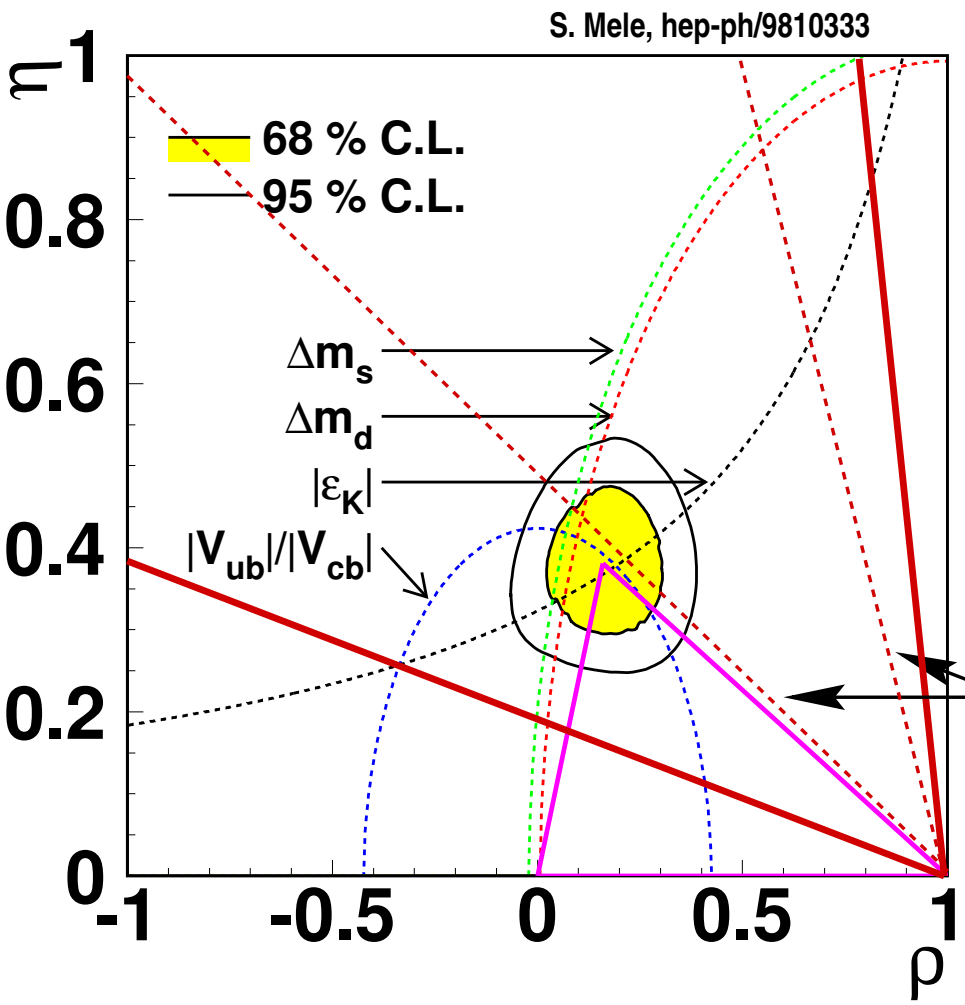

Predicts:
$\sin(2\beta) = 0.75 \pm 0.09$

- Fourfold ambiguity: two not shown
- Solid lines are the 1σ bounds
- Dashed lines are two solutions for β

Measurement of $\sin(2\beta)$

Data Subsets

Data Set	Tag	$\sin(2\beta)$	+ error	- error
All	All	0.79	0.41	0.44
	same-side	2.03	0.84	0.77
	jet-charge	-0.31	0.81	0.85
	lepton	0.52	0.61	0.75
SVX	All	0.54	0.52	0.57
(precise t)	same-side	1.77	1.04	1.01
CTC	All	1.24	0.75	0.70

Combined χ^2 of 3 tags:

$\chi^2 = 4.63$ for 2 d.o.f. (Probability=10%)

Check with $B^0 \to J/\psi K^{*0}$

Check procedure by fitting for

- Amplitude $\mathcal{A}$
- mass difference $\cos(\Delta m_d)$

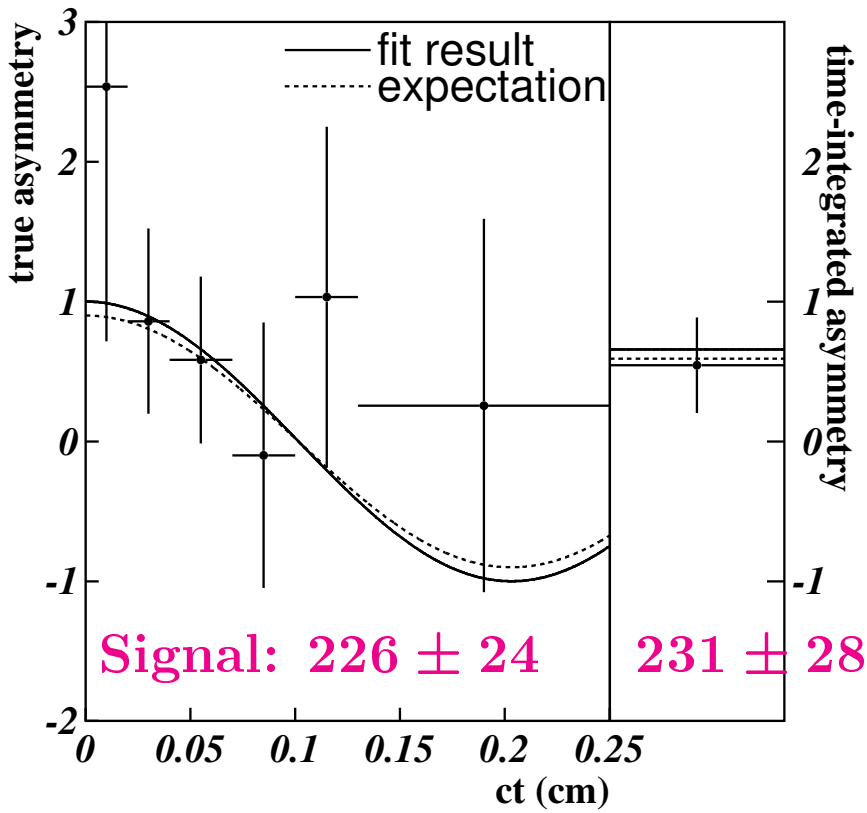

Results:

$$\mathcal{A} = 0.96 \pm 0.38$$

$$\Delta m_d = 0.40 \pm 0.18\,\mathrm{ps}^{-1}$$

Consistent with expectations

$B^0 \to J/\psi K^{*0}$ and $B_s^0 \to J/\psi\phi$

Transversity analysis

Fit angular distribution for
3 complex amplitudes: $A_0, A_{\|}, A_\perp$

Yields CP composition
$A_\perp$ is parity-odd ($L = 1$) contribution

Is $B_s^0 \to J/\psi\phi$ a pure CP state?

Tests factorization hypothesis

Signals:

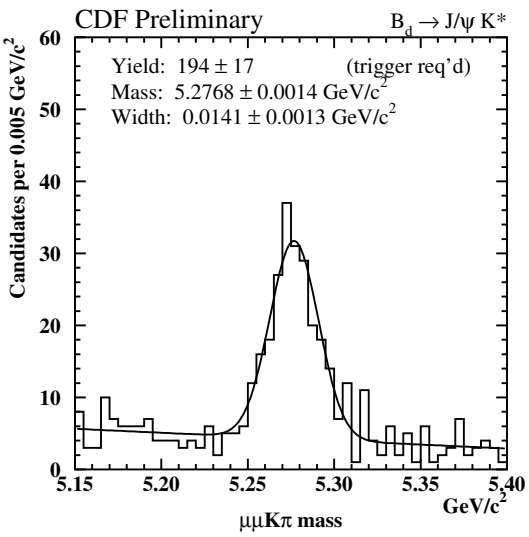

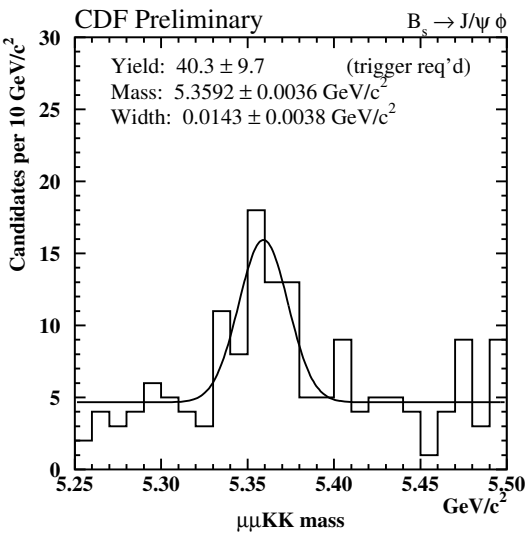

Results on $B \to VV$

$B^0 \to J/\psi K^{*0}$ $\qquad$ $B_s^0 \to J/\psi\phi$

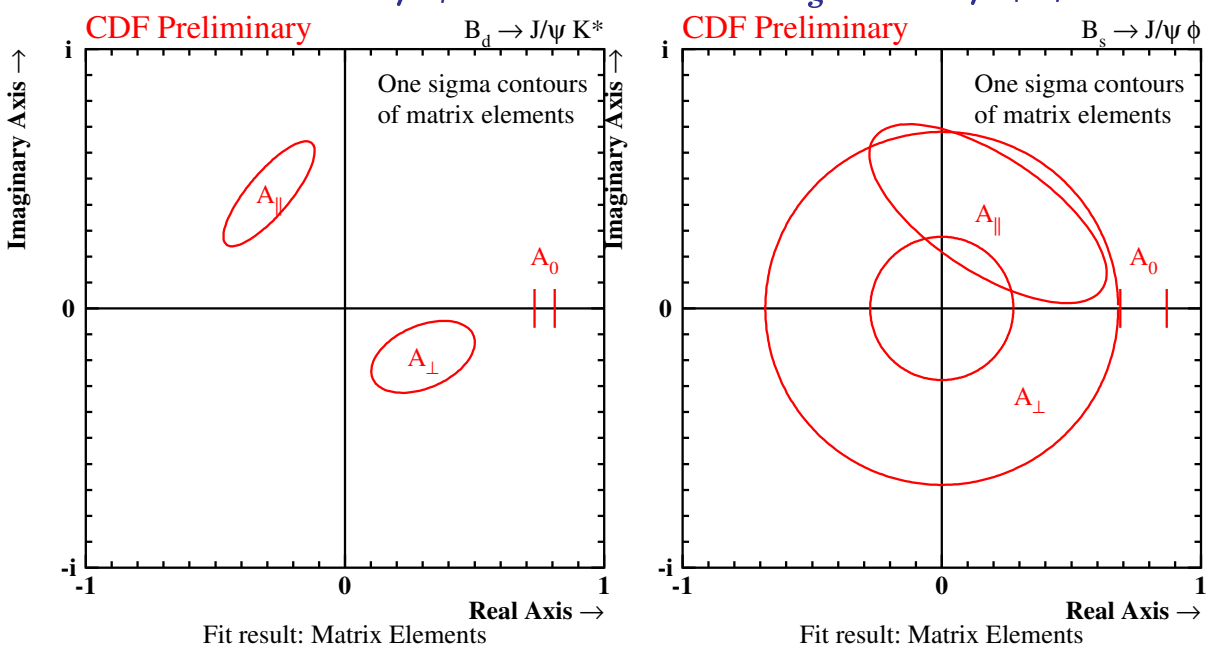

Observations:

$B^0 \to J/\psi K^{*0}$:

non-zero phases imply factorization in question

$B_s^0 \to J/\psi\phi$:

$$|A_\perp|^2 = 0.229 \pm 0.188\,(\text{stat}) \pm 0.038\,(\text{syst})$$

$$|A_\perp|^2 = 0 \Longrightarrow \text{pure } CP \text{ even} - \text{Run II}$$

Rare B Decays

Limits on $B^0/B_s^0 \to \mu^+\mu^-$ (F. Abe et al., PRD **57**, R3811 (1998))

- Allowed in SM, but 3 orders of magnitude below our current sensitivity
- Some SUSY models predict substantial enhancement

$$\mathrm{BR}(B^0 \to \mu^+\mu^-) < 8.6 \times 10^{-7}\ (95\%\mathrm{CL})$$
$$\mathrm{BR}(B_s^0 \to \mu^+\mu^-) < 2.6 \times 10^{-6}\ (95\%\mathrm{CL})$$

Limits on $B^0/B_s^0 \to e^\pm\mu^\mp$ (F. Abe et al., PRL **81**, 5742 (1998))

- Forbidden in SM
- Sensitive to new particles: Pati-Salam Leptoquarks

$$\mathrm{BR}(B^0 \to e^\pm\mu^\mp) < 4.5 \times 10^{-6}\ (95\%\mathrm{CL})$$
$$\mathrm{BR}(B_s^0 \to e^\pm\mu^\mp) < 8.2 \times 10^{-6}\ (95\%\mathrm{CL})$$

Corresponding to

$$M_{\mathrm{LQ}}(B^0) > 20.4\,\mathrm{TeV}/c^2\ (95\%\mathrm{CL})$$
$$M_{\mathrm{LQ}}(B_s^0) > 19.3\,\mathrm{TeV}/c^2\ (95\%\mathrm{CL})$$

Run II:

- **Current limits not limited by background**
  Limits should scale with luminosity
- **Sensitive to $M_{\mathrm{LQ}} > 30\,\mathrm{TeV}/c^2$**

Nonresonant $B \to \mu\mu K$

Run I:

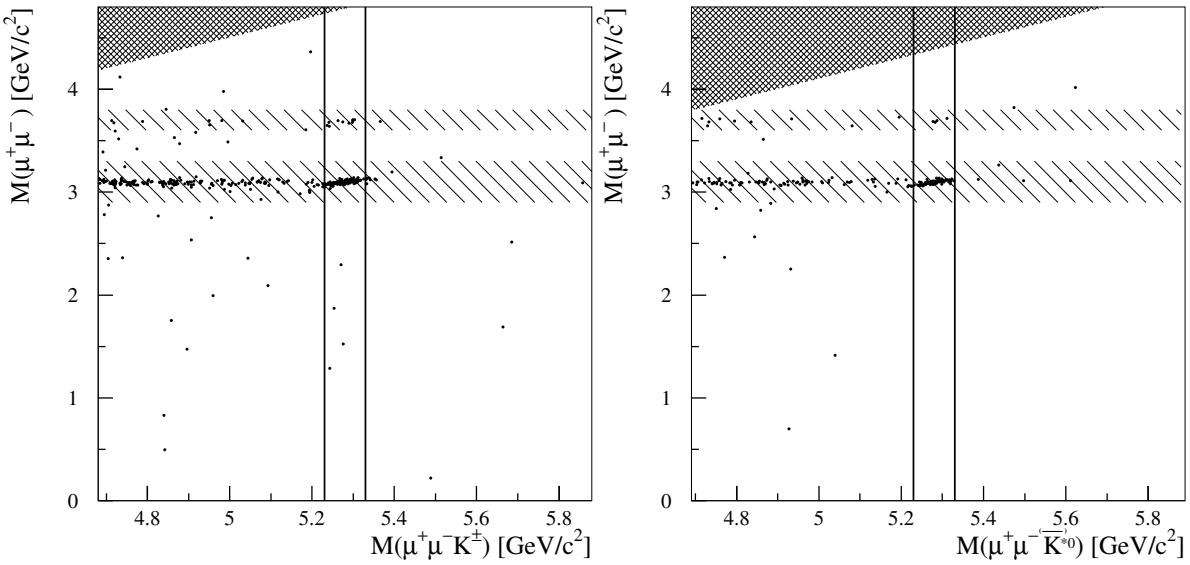

- Expect 0.5 Events in each channel from SM
- Comparable level of background

$$\mathrm{BR}(B^+ \to \mu^+\mu^- K^+) < 5.2 \times 10^{-6}\ (90\%\mathrm{CL})$$
$$\mathrm{BR}(B^0 \to \mu^+\mu^- K^{*0}) < 4.0 \times 10^{-6}\ (90\%\mathrm{CL})$$

Run II:

- Should see signal in Run II
- But statistics too low for new physics studies

Tevatron Run I B Physics Summary

Many Interesting and Important Results

- Measurement of Weak Decays
  - Precise species specific lifetimes
  - B flavor oscillations and flavor tagging
  - CP asymmetry and $\sin 2\beta$
  - Discovery of B_c^-
  - Precise mass measurements
  - Rare decays
  - BFs and polarization studies
- Quantitative Test of Perturbative QCD

  Many important results

  Not covered in this talk

Preparation for the real thing: Run II

CDF Upgrade for Run II

New silicon tracking system

- SVX II: 5 Layer, 96 cm, $r - \phi$ and $r - z$
- ISL: 2 additional layers, covers $|\eta| < 2$

3D Vertex, $\sim$ 2 more acceptance

New central drift chamber

Maintain Run I track eff. and resol.

New deadtimeless trigger

- Track trigger moved to Level 1
- Use silicon information at Level 2

Purely hadronic B trigger possible

Recently approved additions

- New inner layer of Si at $r = 1.4$ cm
- Time-of-Flight:

  2σ K/π sep. for $p < 1.6\,\mathrm{GeV}/c$

D0 Upgrade for Run II

Superconducting Solenoid (B = 2 Tesla)

Central Fiber Tracker

- 8 superlayers of scintillating fibers
- full coverage in $|\eta| < 1.7$

Charged particle momentum measurement

Silicon Microstrip Tracker

- 6 barrels, each 4 layers, with $r - \phi$ and $r - z$
- 16 disks out to $|z| < 1.2\,\mathrm{m}$

Tag B decays with displaced vertices

With improvements to muon system and trigger, and existing calorimeter, will be competitive for B physics

Tevatron Run II B Physics

- **Precise Measurement of $|V_{\rm td}/V_{\rm ts}|$**
  - (†) $B_s^0 - \bar{B}_s^0$ flavor oscillations (also $\Delta\Gamma_s/\Gamma_s$)
  - Radiative decays:
    e. g. $B_s^0 \to K^{*0}\gamma$ vs. $B_s^0 \to \phi\gamma$ (†)
- **Observe CP Viol. in $B^0/\bar{B}^0 \to J/\psi K_{\rm S}^0$**
  Precise measurement of $\sin(2\beta)$
- **Observe CP Viol. in $B^0/\bar{B}^0 \to \pi^+\pi^-$**
  Precise measurement of asymmetry ($\sin(2\alpha)$)
- (†) **Measure CP asym. in $B_s^0/\bar{B}_s^0 \to J/\psi\,\phi$**
  Large asymmetry is physics beyond SM
- **Observe decay modes related to angle γ**
  $B_s^0 \to D_s^{\pm}K^{\mp}$(†) and $B^+ \to \bar{D}^0 K^+$
- **Rare Decays**
  Observe $B^+ \to \mu^+\mu^- K^+$, $B^0 \to \mu^+\mu^- K^{*0}$,
  $B_s^0 \to \mu^+\mu^-\phi$ (†)
- (†) **Study B_c^+ meson and b baryons**

(†) **Unique to Hadron Machines**

B_s^0 Flavor Oscillations in Run II

- **Expected signal:** 20000 $B_s^0 \to D_s^- \pi^+, D_s^- \pi^+ \pi^- \pi^+$; $D_s^- \to \phi \pi^-, K^{*0}(892) K^-$ after trigger and selection
- **Proper time resolution:**

  $\sigma_t = 0.060$ ps $\oplus\ t \cdot \sigma_{p_T}/p_T$ (SVXII only)

  $\sigma_t = 0.045$ ps $\oplus\ t \cdot \sigma_{p_T}/p_T$ (SVXII with L00)
- **Flavor tag effectiveness:**

  $\epsilon D^2 = 5.7\%$ (CDF Baseline detector)

  $\epsilon D^2 = 11.3\%$ (with addition of TOF)
- **Signal to Noise:** 2:1→1:2 (used Run I data)

$$\mathrm{Sig}(x_s) = \sqrt{\frac{N \epsilon D^2}{2}} e^{-(x_s \sigma_{ct}/\tau)^2/2} \sqrt{\frac{S}{1+S}}$$

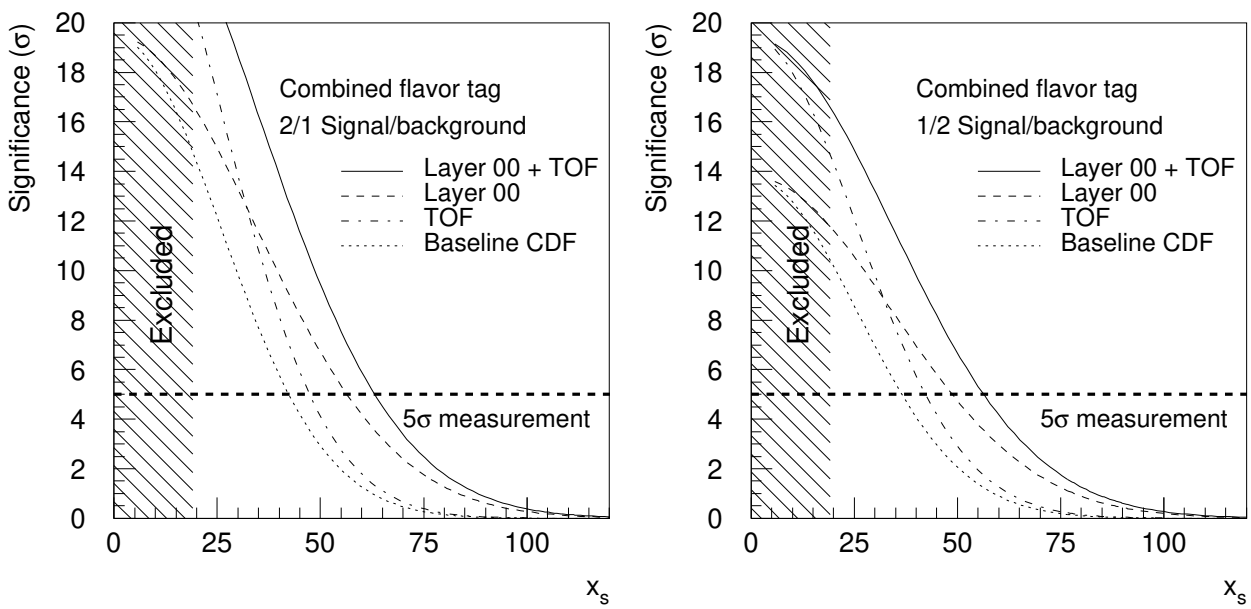

Sensitive to $x_s < 63$

Expectations for CP Modes

$\sin 2\beta$ from $B^0/\bar{B}^0 \to J/\psi K^0_S$

- For 10K $B^0/\bar{B}^0 \to J/\psi K^0_S$
- Calibrate tags with 40K $B^\pm \to J/\psi K^\pm$ and 20K $B^0 \to J/\psi K^{*0}$
- $\epsilon D^2 = 6.7\%$ (add 2.4% more with TOF)

$$\delta(\sin 2\beta) \approx 0.084$$

Asymmetry in $B^0/\bar{B}^0 \to \pi^+\pi^-$ ($\sin(2\alpha)$)

- Signal: 8 400 to 15 200 (if BR$= 1.0 \times 10^{-5}$)
- If signal of 10K and $\epsilon D^2 = 9.1\%$

$$\delta\mathcal{A}(\pi^+\pi^-) \sim 0.09$$

Modes related to $\sin(\gamma)$

- $B^0_s/\bar{B}^0_s \to D^\pm_s K^\mp$ Signal: ~ 700
- $B^\pm \to K^\pm D^0_{CP}$ (direct CP)
- $B^- \to K^- D^0, D^0 \to K^+\pi^-$ and $B^- \to K^- \bar{D}^0, \bar{D}^0 \to K^+\pi^-$

Run II: Expected Limit in $\rho - \eta$ Plane

Run I value with proj. Run II error:

$$\sin(2\beta) = 0.79 \pm 0.084$$

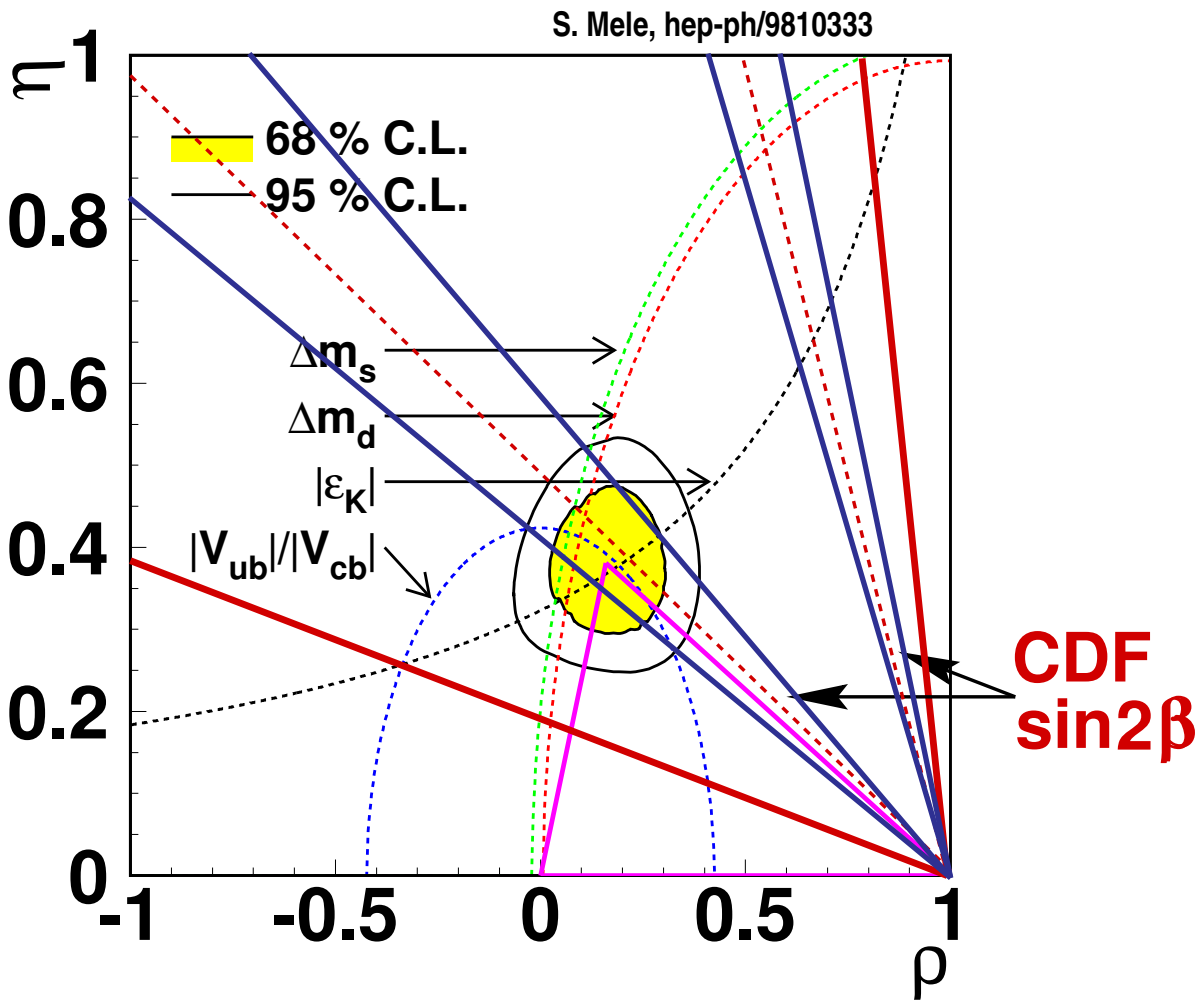

CP Violation in $B_s^0/\bar{B}_s^0 \to J/\psi\phi$

- Small in the Standard Model
  Significant asymmetry unambiguous sign of new physics
- Expected signal: 6000 $B_s^0/\bar{B}_s^0 \to J/\psi\phi$
- Requires measurement of x_s
- Expected combined ϵD^2 for this sample: $\epsilon D^2 = 9.7\%$

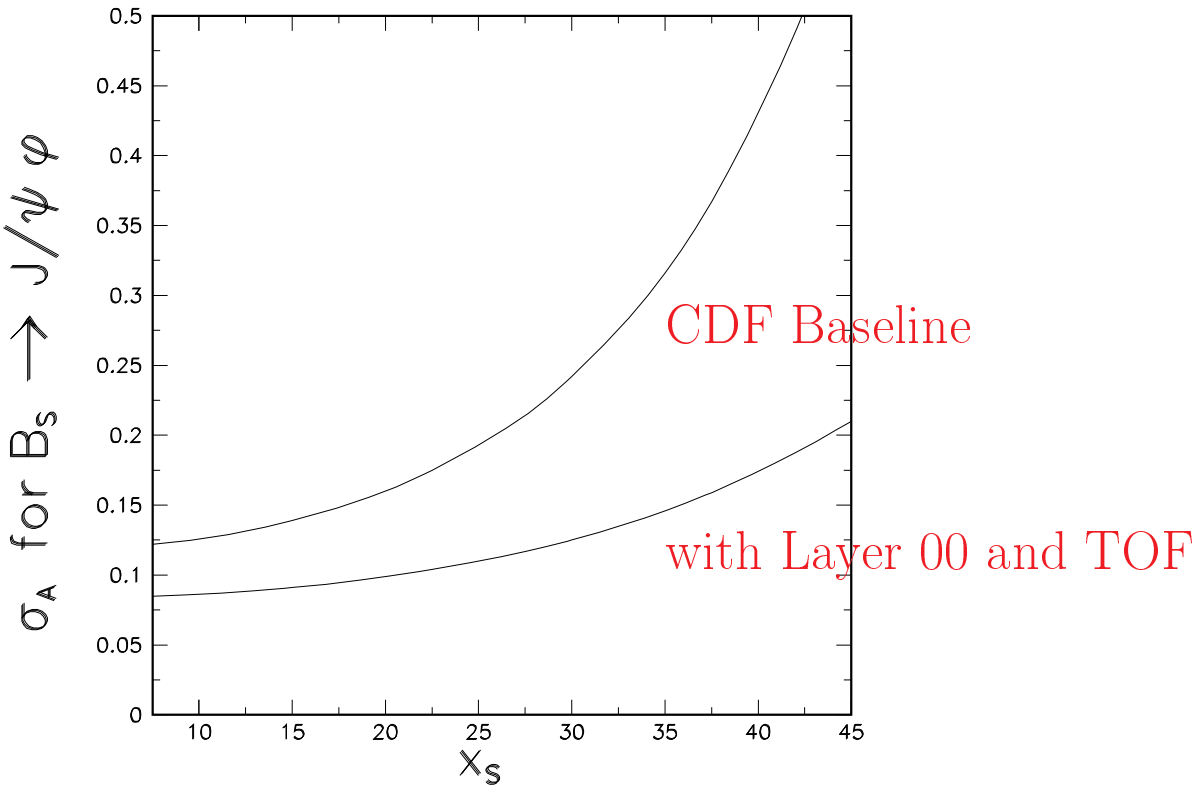

Summary

Run I:

Important measurements of B hadron decay properties despite trigger restrictions.

Competitive with e^+e^- colliders.

Gained experience ($\sin 2\beta$, B^0 Flavor oscillations, rare decays) and developed tools (*e.g.*, flavor tags and trigger strategies) for Run II.

Run II:

Improved detectors increase scope of B Physics: *e.g.*, hadronic B triggers and TOF for PID.

Precision on $\sin 2\beta$ competitive with B factories (and is complementary). CP asym. in B_s^0 decays and Δm_s unique to Hadron machines.

The Tevatron will play a crucial, unique role in our test of the CKM Matrix.

Other B Exp. at Hadron Coll.

Near Term

Hera-b (DESY)

- Wire targets in p halo
- $\sigma(b\bar{b})/\sigma(\text{inel}) \sim 10^{-6}$
- lepton and high-p_T hadron trigger
- data taking beginning 2000 (now)

About 5 years from now

BTeV (Fermilab Tevatron)

- Two-arm spectrometer in colliding beam
- lepton and displaced track trigger at first level

LHC-b (CERN)

- one-arm spectrometer in colliding beam
- lepton and high-p_T hadron trigger at first level
  displaced track trigger at second level

A Time-of-Flight Detector for CDF

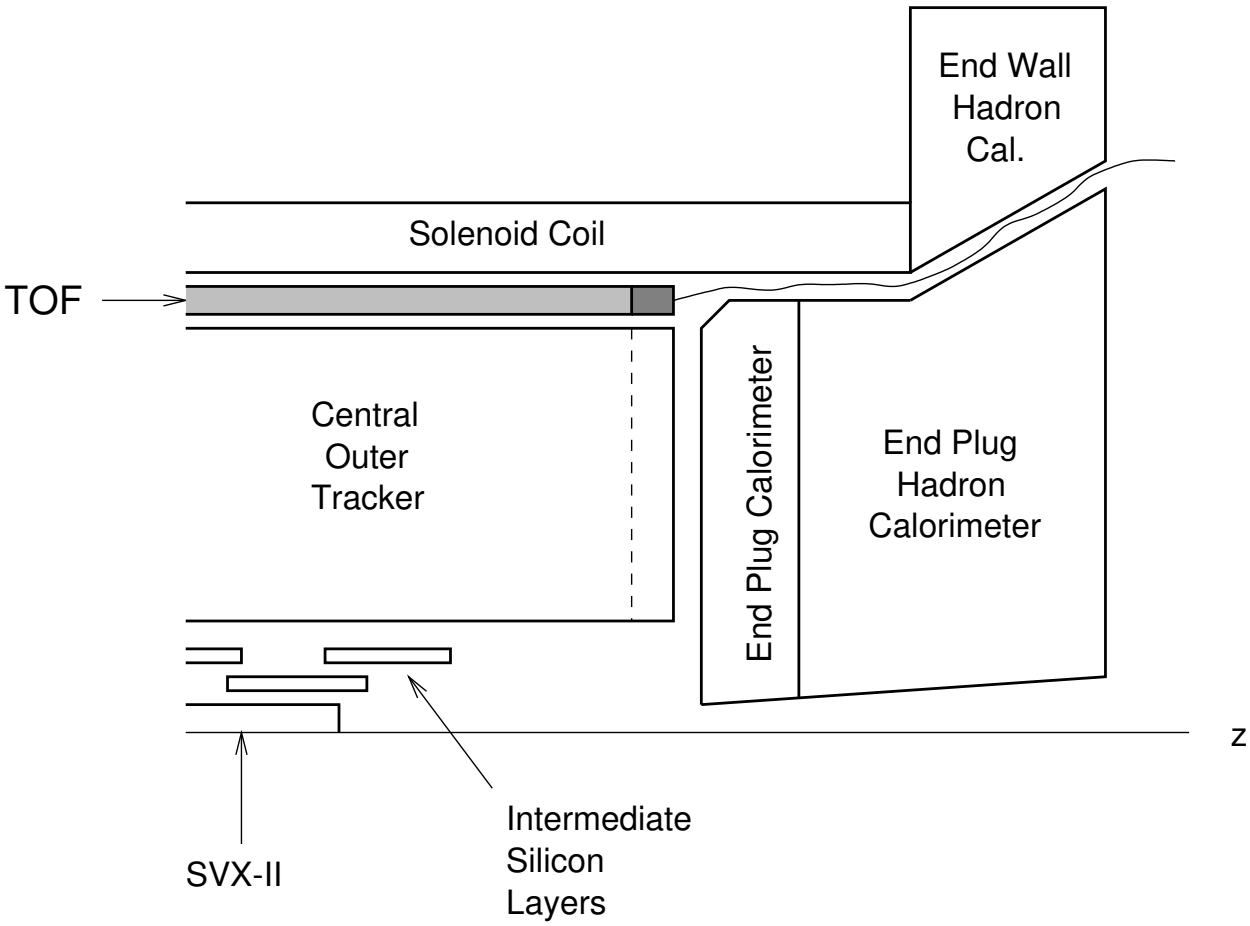

- 216 scintillator bars located just outside COT
  - 3m long
  - cross-section $\approx 4 \times 4\text{cm}^2$
  - read out on both ends with fine-mesh PMTs
- Expected time-of-flight resolution: 100ps
- Primary purpose: kaon identification for B hadron flavor determination

Particle Identification with TOF

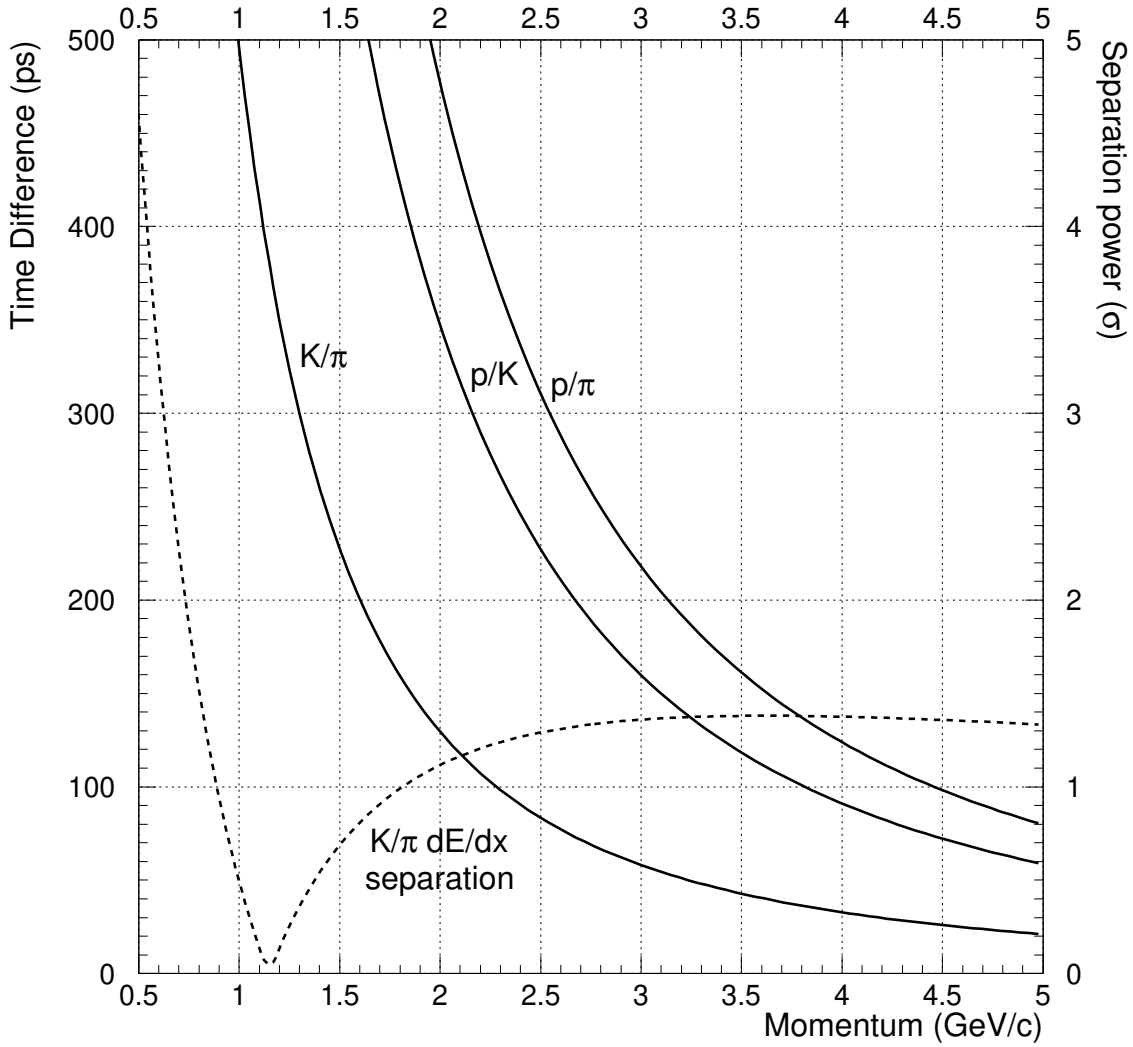

With 100ps resolution: 2σ separation of

- K and π for $p < 1.6$ GeV/c
- p and K for $p < 2.7$ GeV/c
- p and π for $p < 3.2$ GeV/c

TOF and dE/dx are complementary